



## AVVOLGIBILI

# AVVOLGIBILI IN PVC

## UNI 50

L'avvolgibile in pvc UNI 50 (peso specifico standard di circa kg. 4,500/mq) è realizzato con stecche auto-aggancianti (a doppia parete e con intersezioni di irrigidimento interni) che misurano 13 mm di base e 55 mm di altezza. Il profilo è dotato di un fermo laterale antisfilamento che serve a bloccare le stecche.

Normalmente, per larghezze e colori particolari, è consigliato l'utilizzo di rinforzi in ferro ad H. Questa tipologia di avvolgibili rispetta i requisiti previsti dalla normativa UNI EN 13659:2009.

## BLOCCAGGIO STECCA



## CARATTERISTICHE TECNICHE

### SPECIFICHE TECNICHE

Dimensione profilo:  
**13x55mm**

Peso per mq:  
**C.ca 4,5 Kg**

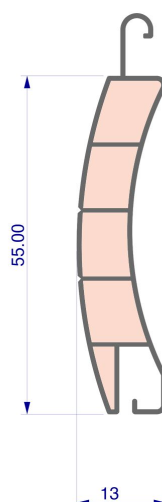
Massima larghezza di impiego:  
**1900 mm**

Barre per un metro di altezza:  
**18**

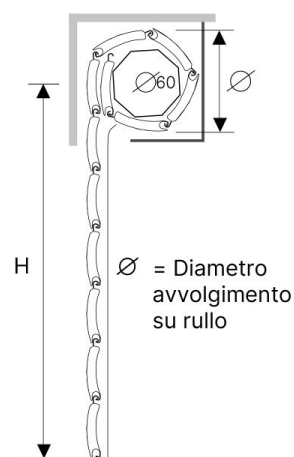
### INGOMBRO IN MM (SU RULLO)

Altezza telo	Su rullo diam. 60
1000	155
1200	165
1300	170
1400	175
1500	180
1600	185
1700	190
1800	190
1900	195
2000	200
2200	210
2400	220
2600	230
2800	240
3000	245
3300	255

### PROFILO

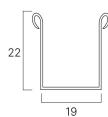


### DIAMETRO DI ARROTOLAMENTO

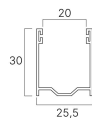


## GUIDE COMPATIBILI

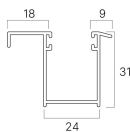
GUIDE COMPATIBILI PER NUOVE REALIZZAZIONI



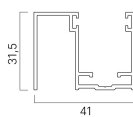
**in ferro**  
19 x 22 mm



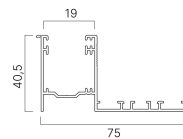
**in allum. GA27**  
25,5x30mm



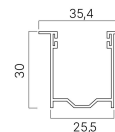
**in allum. GA31**  
24 x 31 mm



**in allum. GA32**  
41 x 31,5 mm

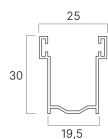


**in allum. GA33**  
75 x 40,5 mm



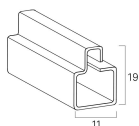
**in allum. GA34**  
25,5 x 30 mm

GUIDE COMPATIBILI PER SOSTITUZIONE

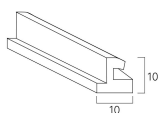


**in allum. GA30**  
19,5 x 30 mm

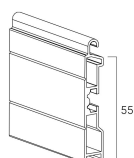
## TERMINALI COMPATIBILI



**in ferro**  
11 x 19 mm

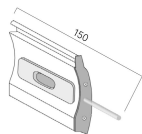


**in gomma**  
10 x 10 mm



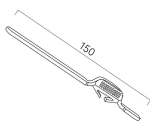
**in alluminio 14x55**  
55 mm

## CATENACCIOLI



Catenacciolo intermedio

150 mm

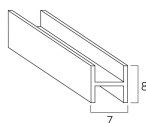


Catenacciolo per terminale

150 mm  
600 mm  
800 mm

## BLINDATURA


1000 mm



per avvolgibili  
7 x 8 mm

## COLORI DISPONIBILI

### TINTA UNITA



### TINTA LEGNO

